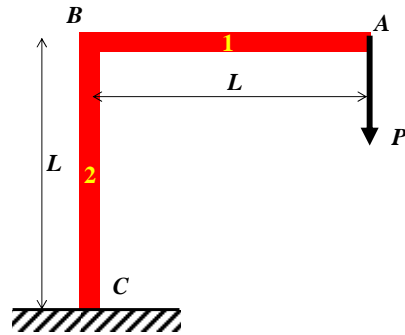
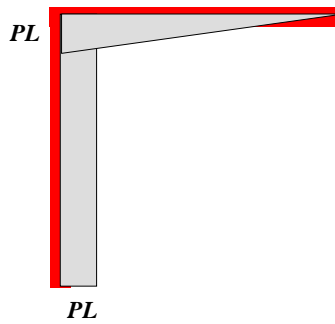


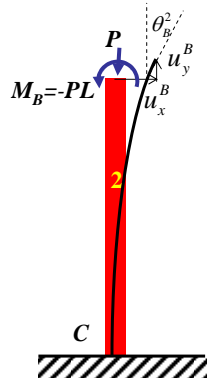
Example: Jib Crane



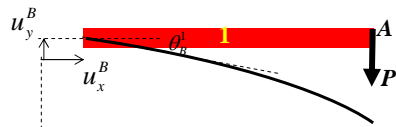
Moment Diagram



Deflections?



$$u_x^B = \frac{PL^3}{2EI}, \theta_B^2 = \frac{PL^2}{EI}, u_y^B = -\frac{PL}{EA}$$



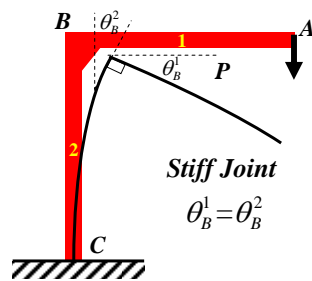
$$u_x^1(x) = u_x^B = \frac{PL^3}{2EI}$$

$$u_y^1(x) = \underbrace{-\frac{Px^2}{6EI}(3L-x)}_{\text{Cantilever beam}} \underbrace{-\theta_B^1 x}_{\text{Effect of End rotation}} \underbrace{-\frac{PL}{EA}}_{\text{Effect of end deflection}}$$

$$u_x^A = \frac{PL^3}{2EI}$$

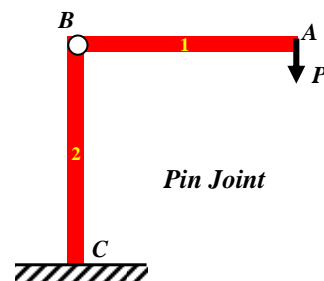
$$u_y^A = -\frac{PL^3}{3EI} - \frac{PL}{EA} - \theta_B^1 L$$

Relating θ_B^1 and θ_B^2



$$u_y^A = -\frac{5PL^3}{6EI} - \frac{PL}{EA}$$

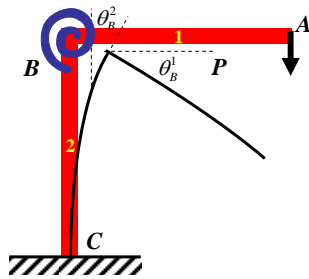
Full moment connection



Mechanism

Intermediate Joint

Torsional spring, stiffness Γ (Force \times Length)



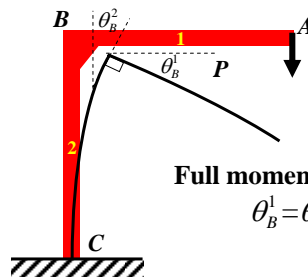
$$M_B = \Gamma (\theta_B^2 - \theta_B^1)$$

$$M_B = -PL = \Gamma \left(\frac{PL^2}{EI} - \theta_B^1 \right)$$

$$\Rightarrow \theta_B^1 = \frac{PL}{\Gamma} + \frac{PL^2}{EI}$$

$$u_y^A = -\frac{5PL^3}{6EI} - \frac{PL}{EA} - \frac{PL}{\Gamma}$$

Bending dominates



Full moment connection

$$\theta_B^1 = \theta_B^2$$

$$u_y^A = -\frac{5PL^3}{6EI} - \frac{PL}{EA} = -\frac{5PL^3}{6EI} \left(1 + \frac{6I}{5AL^2} \right) \approx -\frac{5PL^3}{6EI}$$

$$\frac{6I}{5AL^2} \ll 1 \quad \text{If the beam is much longer than its cross section dimension}$$